


### The non-nuclear solution

The **FACTS** SME Gauge is THE non-nuclear solution for sheet and film measurement. The SME (Shadow Micrometer Eddy) Single Side Scanner provides a rugged, high speed scanning platform and is designed for precise and repeatable performance with an extended life of operation, even in harsh environments.



### Features

- Complete system includes sensor assembly, console, frame controller, and single side scanning frame.
- **True Thickness Measurement**
- Scanning Profile Measurement
- Up to four sensors per frame
- Profile measurement for machine direction, cross direction, and overall thickness control.
- Available in web widths up to 120 inches

### Use with the **FACTS** TPC 5001 Total Profile Control

- High-Res display for Scan profiles + fixed point data
- Menu-driven, touch screen for command inputs
- Select profile & trend plots from 40 various displays
- Machine direction control of product thickness
- Single/multi-scan average profiles for each gauge
- Recipe setup

### Benefits & Payback

- ▶ **Non-Nuclear measurement technology**
- ▶ **Non-proprietary components**
- ▶ **Ease of serviceability**
- ▶ **Low cost of lifetime ownership**


### **FACTS** Capabilities

**FACTS** is a complete provider of turn key automation systems for continuous processes. Our capabilities include Total Line Control, heater and drive panels, data collection, analysis & reporting tools, profile control systems, new scanning systems and scanner retrofits.

# SME Gauge for Sheet & Film Thickness Profile

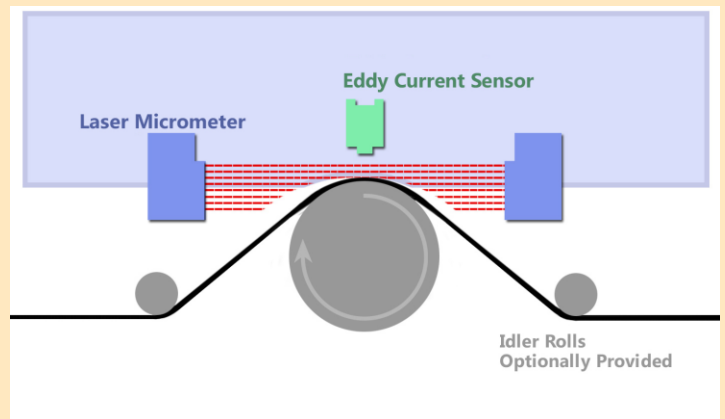
## Design and Construction

- Belt driven robust linear actuator
- Sealed, non-drip design
- Widths up to 12 feet available
- 0 to 10 inches per second scan speed
- Closed loop servo control
- Proximity sensors for travel limits and positioning
- Reference roll with idlers optionally provided



## How the SME Gauge Works

The **FACTS** SME gauge consists of a non-contact LED micrometer and precision eddy current sensor mounted in a single housing. The SME gauge is used in conjunction with a reference roll. The SME housing is positioned over the reference roll in a manner that enables the LED Micrometer to measure the distance the product being measured extends above of the surface of the roll. Using the Eddy Current sensor to locate the roll surface, the thickness of the web can be calculated.



## Applications

Suitable for any application where the product to be measured is non-conductive and is flexible enough to make a 45° wrap around the reference roll such as:

- Foam sheet
- Multi-layer sheet and film
- Materials with variable amounts of filler or are heavily pigmented

Measurement Range: 2 mils to 500 mils (.002" to .500")

**FACTS** is the leader in process control technology for the polymer market. In fact, we wrote the book on extrusion control—literally. For the Society of Plastics Engineers, **FACTS** penned the chapter on Extrusion Control in the "Guide on Extrusion Technology & Troubleshooting."

**FACTS** routinely provides new and existing process lines with complete electronic control systems and integrated HMI. Controls provided include, but are not limited to: temperature, speed and pressure control; sequence control; drive and heater systems; profile measurement and control.

**FACTS** offers you experience at your fingertips with 24/7 support.

**FACTS** provides the tools to control your bottom line. Contact us today.